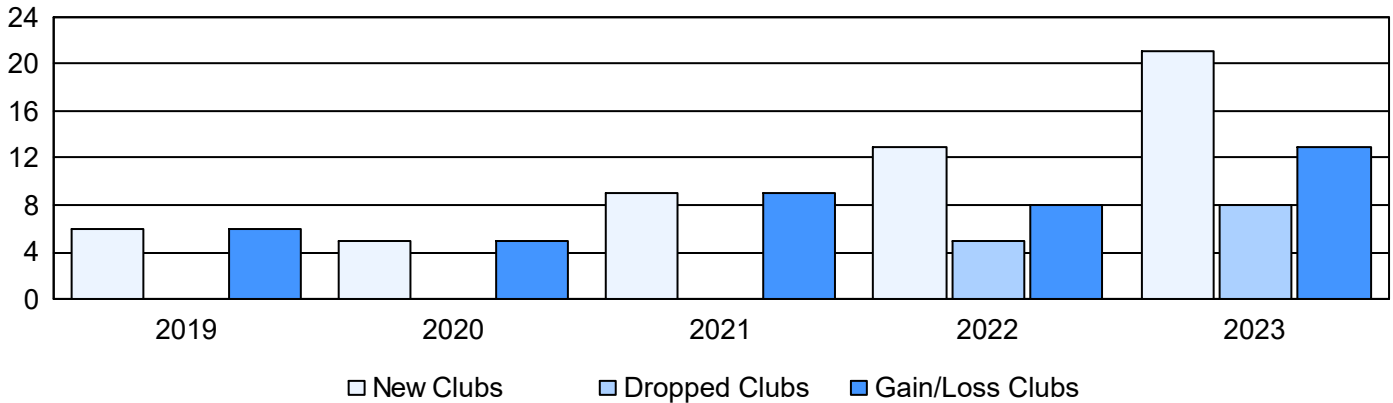
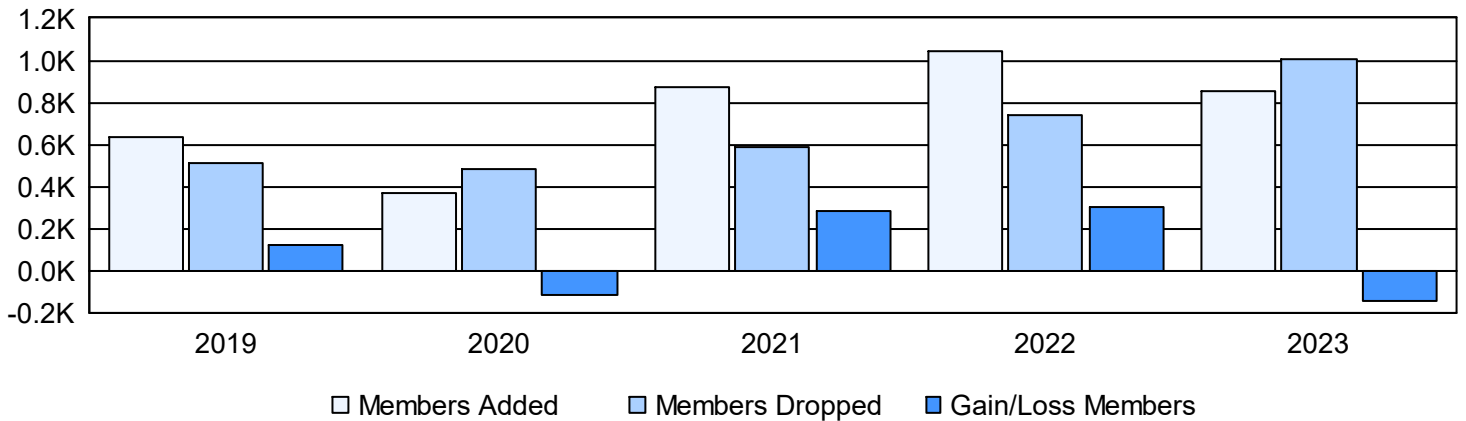


Year	New Clubs	Dropped Clubs	Gain/ Loss Clubs	New Members	Charter Members	Reinstate Members	Transfer Members	Total Member Added	Total Members Dropped	Gain/ Loss Members
2018-2019	6	0	6	361	244	20	10	635	514	121
2019-2020	5	0	5	195	135	20	16	366	481	-115
2020-2021	9	0	9	528	288	52	6	874	588	286
2021-2022	13	5	8	568	414	54	11	1,047	743	304
2022-2023	21	8	13	277	514	54	10	855	1,004	-149
Average	11	3	8	386	319	40	11	755	666	89

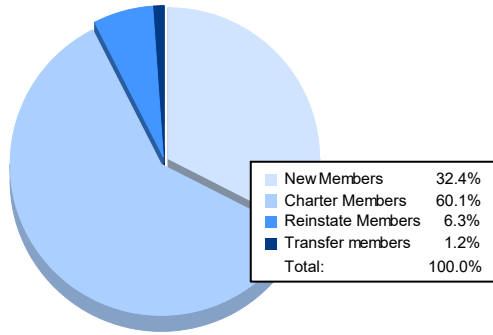
Clubs



Members



Membership Composition June 2023 Cumulative



Gender Composition June 2023 Cumulative

